

CONTEMPORARY COLLECTION

STEEL SERIES



PRICING AND INFORMATION


Contents:

Product Information	CC2
Choose Your Door	CC3
Model	
Models 7201, 7202, 7205, 7208, 7209 (18.4 r-value)	
Models 7131, 7132, 7138 (12.9 r-value)	
Models 6201, 6202, 6205, 6208, 6209 (9.0 r-value)	
Models 6131, 6132, 6138 (6.5 r-value)	
Windows	CC4
Contemporary Windows	CC5
Window Orientation Options	CC6-CC7
Warranty Information	CC8

PRODUCT INFORMATION



Model 7209 Modern Grooved Panel shown in Mocha Brown with Plain Short Windows down left side (from inside garage looking out)



DESCRIPTION

Contemporary Collection Steel Series garage doors complement contemporary and mid-century modern home styles. Doors are available with or without windows and with or without grooves.

SPECIFICATIONS

- Three-layer steel construction for maximum durability, energy efficiency and quiet operation.
- 2" Intellicore® polyurethane insulation and 2" or 1-3/8" polystyrene insulation are available in R-values ranging from 6.5 to 18.4*.
- Ultra-Grain® Cypress Finish available on select three-layer models.
- Tongue-and-groove section joints help seal out wind, rain and snow.
- Replaceable bottom weatherseal in a rust-proof aluminum retainer helps prevent elements from entering garage.
- Patented Safe-T-Bracket® helps prevent serious injury that could occur if the bottom bracket were removed with the garage door closed and under tension.
- Nylon rollers are smooth and quiet.

*Calculated door section R-value is in accordance with DASMA TDS-163.

PRICE INCLUDES

- Inside slide lock.
- All hardware, 12" radius track and springs.
- Extension springs with a safety containment cable are standard on all single car doors (up to 10' wide and up to 8' high). To upgrade to EZ-SET® torsion springs add \$62.89; for standard torsion springs add \$34.11.
- EZ-SET® torsion springs are standard on all double car doors (over 10' wide and up to 8' high). For standard torsion springs deduct \$12.79.
- Torsion springs are standard on all extended height doors (over 8' high). Other springs are not available for extended height doors.
- Bottom weatherseal in aluminum retainer.
- Operator reinforcement bracket.

Does not include rear track hanger, low headroom kit, vinyl perimeter seals (stop molding).

PANEL COLOR OPTIONS

Standard White	Glacier White**	Almond	Desert Tan	Sandtone
Bronze*	Chocolate	Mocha Brown*	Black*	Hunter Green*
Gray*	Ultra-Grain® Cypress Medium Finish*	Ultra-Grain® Cypress Cherry Finish*	Ultra-Grain® Cypress Walnut Finish*	

*Not available on all models; contact customer service for availability.
 **Popular in select markets, Glacier White is a brighter white.

Due to the printing process, colors may vary.

PANEL OPTIONS



Modern Flush Panel

Models 7202, 7201, 7208, 7132, 7131, 7138, 6202, 6201, 6208, 6132, 6131 and 6138.



Modern Grooved Panel

Models 7205, 7209, 6205 and 6209.

CONTEMPORARY WINDOW OPTIONS



Short Plain Windows down right side



Long Plain Windows in all panel locations

Contemporary window configurations are available in many design options, including windows in each section and down one side, short and long windows or windows in all sections. For doors with multiple window sections, the window locations must be the same in every section.

Door models offering these configurations utilize 24" and 21" section heights.

Note: Contemporary window configurations are described from inside the garage looking out. See pages 18-19 for window configuration availability.

WINDOWS AVAILABLE

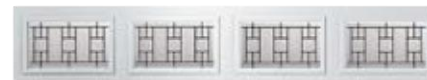
(SEE COMPLETE LIST ON PAGES CC16-CC17)



Plain



Designer Inserts



Designer Classics - Glass




Contemporary/Architectural Series

WARRANTIES (SEE COMPLETE DETAILS ON PAGE CC23)

PAINT SYSTEM LIMITED WARRANTY LIFETIME	WINDOW LIMITED WARRANTY 10 YEAR	HARDWARE LIMITED WARRANTY 3 YEAR

ADDITIONAL ITEMS (SEE PAGES CC20-CC22)

- Low headroom and springing options.
- Vinyl perimeter seals (stop molding).
- Rear track hanging kit.



DOOR DESIGNS

Door design examples shown at 9' wide x 8' high
Available window options listed below model number
(See back cover for examples of window options)

TEXTURE

3-LAYER

			2" Polyurethane 18.4 R-value	1-3/8" Polyurethane 12.9 R-value	2" Polystyrene 9.0 R-value	1-3/8" Polystyrene 6.5 R-value
MODERN FLUSH <i>Door constructed using 24", 21" and 18" section heights</i>						
			7202 Contemporary	7132 Contemporary	6202 Contemporary	6132 Contemporary
MODERN FLUSH <i>Door constructed using 21" and 18" section heights</i>						
			7201 Contemporary Decorative	7131 Contemporary Decorative	6201 Contemporary Decorative	6131 Decorative
MODERN FLUSH <i>Door constructed using 24" and 21" section heights</i>						
			7208 Contemporary	7138 Contemporary	6208 Contemporary	6138 Contemporary
MODERN GROOVED <i>Door constructed using 24", 21" and 18" section heights</i>						
			7205 Contemporary		6205 Contemporary	
MODERN GROOVED <i>Door constructed using 24" and 21" section heights</i>						
			7209 Contemporary		6209 Contemporary	

COLOR AVAILABILITY	Standard White	Glacier White	Almond	Desert Tan	Sandtone	Bronze	Chocolate	Mocha Brown	Black	Hunter Green	Gray	Ultra-Grain® Cypress Medium	Ultra-Grain® Cypress Cherry	Ultra-Grain® Cypress Walnut
7202, 7208	■	■	■	■	■	■	■	■	■			■	■	■
7201	■	■	■	■	■	■	■	■	■	■	■			
7205, 7209	■	■	■	■	■	■	■	■	■			■	■	■
7132, 7138	■	■	■	■	■	■	■	■	■			■	■	■
7131	■	■	■	■	■	■	■	■	■	■	■			
6202, 6208	■	■	■	■	■	■	■	■	■			■	■	■
6201	■	■	■	■	■	■	■	■	■	■	■			
6205, 6209	■	■	■	■	■	■	■	■	■			■	■	■
6132	■	■	■	■	■	■	■	■	■			■	■	■
6131	■	■	■	■	■	■	■	■	■	■	■			
6138	■	■	■	■	■	■	■	■	■			■	■	■

Calculated door section R-value is in accordance with DASMA TDS-163.

*Exterior steel surface on an Ultra-Grain® painted door has a woodgrain texture on Contemporary Collection Steel Series doors.

Add a personal touch with designer window lites.
Available on Contemporary Collection Steel Series.

PLAIN

Single pane, double strength glass.



Short



Long

DESIGNER INSERTS

Dress up our plain windows with our UV-protected, color-matched Designer Inserts. They simply snap in over our plain window.



Charleston 508



Charleston 608



Colonial 509



Stockton 612



Sunset 502 (7, 76", 12' widths only)



Prairie 510



Prairie 610



Sunset 501 (8, 9, 12', 16', 17', 18', 20' widths only)



Madison 611



Sunset 503 (8, 9, 16', 17', 18' widths only)



Madison Arch 613



Sunset 504 (14, 15', 156" widths only)



Sunset 601



Sunset 505 (16, 17', 18' widths only)



Sunset 603



Sunset 506 (10', 20' widths only)




Sunset 605 (15', 16', 17', 18' widths, Long Panel doors only)

DESIGNER CLASSICS

For a touch of elegance, choose our Designer Classics options.




Trenton® Short



Trenton® Long



Carlisle® Short




Carlisle® Long

*Available non-insulated only.



Kristin® Short



Kristin® Long



Tuscany Short*



Tuscany Long*



Roselle® Short



Roselle® Long



Orleans Short*



Orleans Long*

CONTEMPORARY/ARCHITECTURAL SERIES

For a larger viewing area, choose our Contemporary/Architectural Series options.



Plain Short



Plain Long



ARCH1 Plain



ARCH2 Plain



Trenton® Short



Kristin® Short



Clayton™ Short



Short with Rectangular Grilles



Long with Rectangular Grilles



ARCH1 with Vertical Grilles



ARCH2 with Vertical Grilles



Trenton® Long



Kristin® Long



Clayton™ Long



Short with Square Grilles



Long with Square Grilles



ARCH1 with Grilles



ARCH2 with Grilles



Wrought Iron Short*



Wrought Iron Long*



Wrought Iron ARCH*

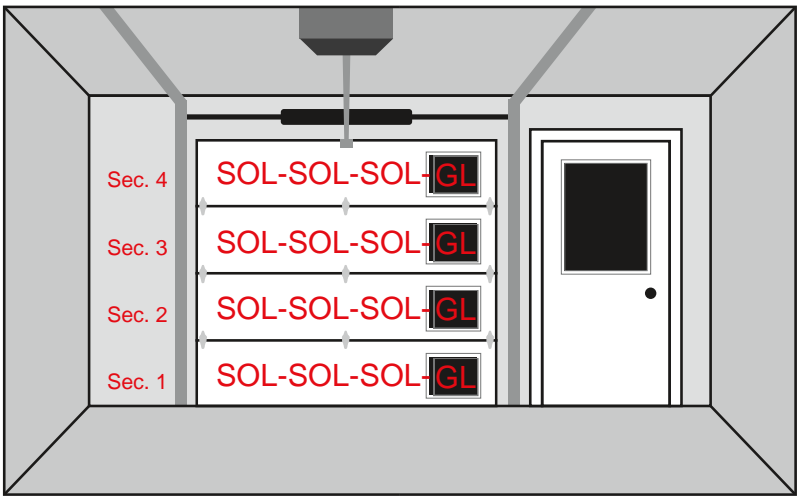
*Available non-insulated only.

Acrylic windows require special cleaning. Never use products that contain ammonia or petroleum products to clean acrylic. Please visit holmesgaragedoor.com/acrylic for complete details.

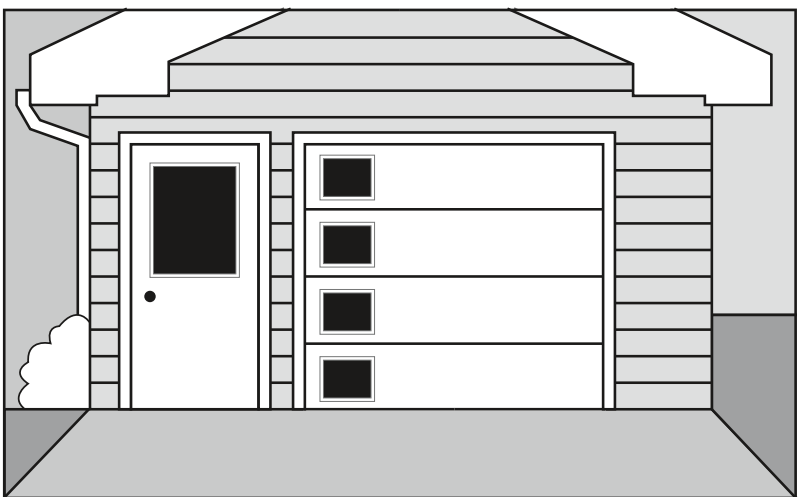
CONTEMPORARY WINDOW ORIENTATION

When ordering contemporary window configurations please reference the examples provided to describe your desired window positions. **Note: Window configurations are described from inside the garage looking out.**

Example: Windows down right side (from inside garage looking out)



View from Inside Garage



View from Outside Garage


POPULAR CONTEMPORARY WINDOW CONFIGURATIONS

The windows shown below apply to Models 7208, 7209, 7138, 6308, 6309 and 6138. These doors utilize 24" and 21" section heights, allowing for the window options shown.


Contemporary window configurations are available in many design options, including windows in each section and down one side, short and long windows or windows in all sections. For doors with multiple window sections, the window locations must be the same in every section.

The images below are illustrated from outside the garage.


CONTEMPORARY WINDOWS



SOL-SOL-SOL-GL
Sections: 1, 2, 3, 4



SOL-SOL-SOL-SOL-SOL-SOL-GL-GL
Sections: 1, 2, 3, 4




GL-SOL-SOL-SOL
Sections: 1, 2, 3, 4




GL-GL-SOL-SOL-SOL-SOL-SOL-SOL
Sections: 1, 2, 3, 4




GL-SOL-SOL-GL
Sections: 3, 4



GL-GL-SOL-SOL-SOL-SOL-GL-GL
Sections: 3, 4



GL-GL-GL-GL
Sections: 1, 2, 3, 4



GL-GL-GL-GL-GL-GL-GL-GL
Sections: 1, 2, 3, 4

For doors with glazing (windows) in the sections, all glass will be tempered.

Glazing options include:



Clear



Obscure




Narrow Reed




Frosted

Other glass types and custom glass are available.


LONG WINDOW CONFIGURATIONS



SOL-GL
Sections: 1, 2, 3, 4



SOL-SOL-SOL-GL
Sections: 1, 2, 3, 4



GL-SOL
Sections: 1, 2, 3, 4




GL-SOL-SOL-SOL
Sections: 1, 2, 3, 4



GL-GL
Sections: 3, 4



GL-GL-GL-GL
Sections: 3, 4



GL-GL
Sections: 1, 2, 3, 4



GL-GL-GL-GL
Sections: 1, 2, 3, 4

Holmes® Garage Door Company

Contemporary Collection Steel Series

Limited Warranty

We will repair or replace (at our option) any garage door section or hardware that is defective in material or workmanship pursuant to the terms of this limited warranty. This warranty extends to and benefits only the original purchaser of the garage door. This warranty does not apply to commercial, industrial or any other non-residential installation.

We will provide, at no cost to you, sections/section components, hardware, springs/spring components or windows to repair or replace defective sections, hardware, springs/spring components or windows. All labor costs associated with the removal and reinstallation of any repaired section/section components, hardware or spring/spring components, and the installation of replacement sections/section components, hardware, spring/spring components, or windows will be your responsibility. We reserve the right to inspect and/or verify any claimed defect. The applicable limited warranty periods are as follows:

Model Number	Paint System	Hardware
7202, 7201, 7208, 7205, 7209, 7132, 7131, 7138, 6202, 6201, 6208, 6205, 6209, 6132, 6131, 6138	Limited Lifetime	3 years

Terms and limitations of the limited warranty are further detailed below:

Paint System Limited Warranty

Holmes Garage Door Company warrants the sections of the Models listed above against rust through due to the paint finish cracking, checking or peeling (losing adhesion) as follows: (a) in residential single family installations for the years designated above from the date of delivery to the original purchaser; (b) in all other residential installations (including installations on facilities owned in common by condominium associations or similar organizations), for ten (10) years from date of delivery to the original purchaser, pursuant to the terms of this limited warranty.

Hardware Components Limited Warranty

We will repair or replace (at our option) any garage door hardware component that is defective in material or workmanship for the term defined in the chart above, pursuant to the terms of this limited warranty.

Decorative Windows – 10 Year Limited Warranty

Designer windows, snap-in inserts, clear acrylic windows and window frames are warranted for ten (10) years from date of purchase against manufacturing defects and excessive discoloration. This warranty does not cover any damage or loss caused by harmful chemical action, abrasive cleansers, or breakdowns due to climate extremes or environmental conditions. Insulated glass is warranted for a period of ten (10) years for material obstruction of vision resulting from film formation or dust or moisture collection between the interior surface of the insulating glass window, pursuant to the terms of this limited warranty. No warranty is available for single pane glass.

WE WILL NOT PAY FOR ANY DAMAGES, INCLUDING INCIDENTAL OR CONSEQUENTIAL DAMAGES, CAUSED BY OR RESULTING FROM DEFECTIVE GARAGE DOOR SECTIONS OR HARDWARE. Some states do not allow the exclusion of incidental or consequential damages, so the above limitation may not apply to you.

Our warranty shall not extend to or cover deterioration due to damage or rust to the garage door caused by fire, an act of God, other accident or casualty, vandalism, radiation, harmful fumes or foreign substances in the atmosphere, or occurring as a result of any physical damage or the failure of paint that is not applied per the manufacturer's specifications after the garage door left our factory, or failure to follow all installation and maintenance instructions. Nor shall our warranty extend to or cover any damages due to normal wear and tear, or claims with respect to any products that in any way or degree have been altered, processed, misused or improperly handled or installed.

If your garage door does not conform to this warranty, notify us in writing at the following address promptly after discovery of the defect. Clopay Building Products, Attn: Consumer Services Dept., 1400 West Market Street, Troy, Ohio 45373. Additional copies of our installation and maintenance instructions may be obtained by calling 1-800-557-0488.

WE MAKE NO OTHER WARRANTIES, REPRESENTATIONS, OR COVENANTS, EXPRESS OR IMPLIED, WITH RESPECT TO THIS PRODUCT, INCLUDING BUT NOT LIMITED TO WARRANTIES, REPRESENTATIONS OR COVENANTS AS TO WORKMANSHIP, DESIGN, CAPACITY, QUALITY, CONDITION, MERCHANTABILITY, OR FITNESS FOR ANY PURPOSE OF THE PRODUCT, EXCEPT FOR ANY "IMPLIED WARRANTY" AS THAT TERM IS DEFINED IN THE MAGNUSON-MOSS WARRANTYFEDERAL TRADE COMMISSION IMPROVEMENT ACT, SUCH IMPLIED WARRANTIES TO BE LIMITED IN DURATION TO A PERIOD OF ONE YEAR FROM THE DATE OF PURCHASE.



